

LED FLOODLIGHT ALSO SUITABLE FOR INDOOR INDUSTRIAL USE**PRODUCT DESCRIPTION**

LED floodlight in a choice of 2 sizes. Widely used for illuminating car parks and building perimeters, but its symmetric light distribution and high output also make it suitable for many indoor industrial applications.

KEY FEATURES

- Extruded aluminium body with die-cast end caps
 - Toughened glass cover, removable for maintenance
 - Pre-wired with 10m of 3 x 1.5mm² H07 flex
 - Symmetric light distribution
-

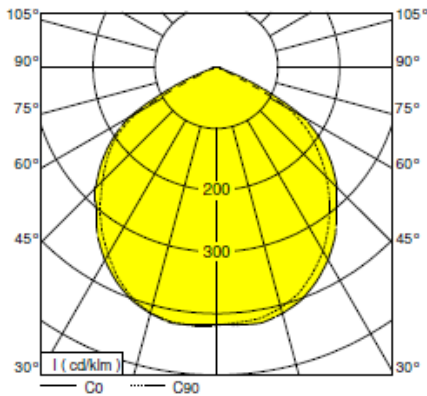
TECHNICAL DETAILS

Available in two wattages, as listed:

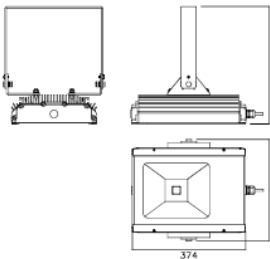
- 70W (nom.), 72W (act.), 6,822 lumens, 95 l.lm/c.W
- 140W (nom.), 146W (act.), 13,570 lumens, 93 l.lm/c.W
- IP65
- CRI >70
- CCT 5700K
- Class I

Part number	Description
LEDFL6	6822LM 70W LED BLK FLOODLIGHT 840 IP65
LEDFL7	13370LM 140W LED BLK FLOODLIGHT 840 IP65

PHOTOMETRIC DATA


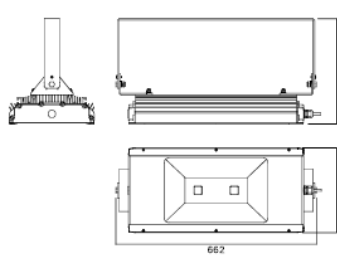


6300lm/70W



STIRRUP BRACKET FIXING

12600lm/140W



STIRRUP BRACKET FIXING

Date completed by manufacturer: 29 September 2016