

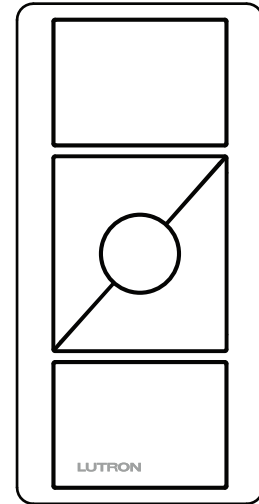
Pico Wireless Control and Mounting Accessories

(for regions other than North, Central, and South America)

The Pico wireless control is a flexible and easy to use device that allows the user to control Lutron wireless load control devices from anywhere in the space. This battery operated control requires no external wiring.

Features

- Provides control for the following (depending on model number):
 - Maestro Wireless controls
 - PowPak Modules
 - Sivoia QS wireless systems
 - Energi Savr Node and Quantum systems, through the use of a QS sensor module (QSM)
 - GRAFIK Eye QS systems
 - RadioRA 2 systems
 - HomeWorks QS wireless systems
 - Rania wireless controls
 - Serena Shades
 - myRoom Prime
 - myRoom Plus
- Control available in a variety of button marking options.
- Easy reconfiguration for use as:
 - Handheld remote
 - Wall mount control (with or without faceplate; faceplate adapter kit sold separately; see page 10)
 - A table top control (table top pedestal sold separately).
- Battery powered Pico wireless control requires no wiring.
- 10 year battery life*.
- One (1) CR2032 battery included.
- Can provide control of blinds, curtains, or lighting devices within a range of 9 m (30 ft) through walls and 18 m (60 ft) line-of-sight**.



Pico wireless control
(3BRL model shown)

* Based on a 1 year shelf life, an average of 10 button presses per day, and an ambient temperature of 30 °C (86 °F). Actual life may vary based on usage and environmental conditions.

** Model numbers starting with "PP-" have a range of 7 m (23 ft).

| | |
|--------------------|-----------------------|
| Job Name: | Model Numbers: |
| Job Number: | |

Specifications

Regulatory Approvals

- Lutron Quality Systems registered to ISO 9001:2008.
 - PK
 - TRA Certified
 - CE Marked
 - PM
 - SRRC Certified
 - iDA Certified
 - PN
 - WPC Certified
 - PP
 - Certified by ULR Japan
 - PQ
 - CE Marked
 - C-Tick Marked

Power

- Operating voltage 3 V_{DC}
- One (1) CR2032 battery (included)

System Communication and Capacity

- Pico wireless controls communicate using Radio Frequency (RF). See “Frequency/Channel Codes” in the **Model Number** section for more information.
- Unique system addresses prevent interference between systems.
- Pico wireless controls can be assigned to control shades or lighting devices that are within a range of 9 m (30 ft) through walls and 18 m (60 ft) line-of-sight*.

Mounting Considerations

- Mounting of any RF device on or in close proximity to a metal surface will drastically reduce the effective range of radio signal transmission or reception.
- All RF devices must be mounted on non-conductive materials to ensure proper performance.
- If you wish to mount your Pico wireless control to a metal surface, the PICO-MOUNT-1-XX-CPN5733 will be required in order to maintain proper RF performance. For availability, please contact your local Lutron sales office.

Environment

- Ambient operating temperature: 0 °C to 60 °C (32 °F to 140 °F)
- Maximum 90%, non-condensing relative humidity
- Indoor use only

Warranty

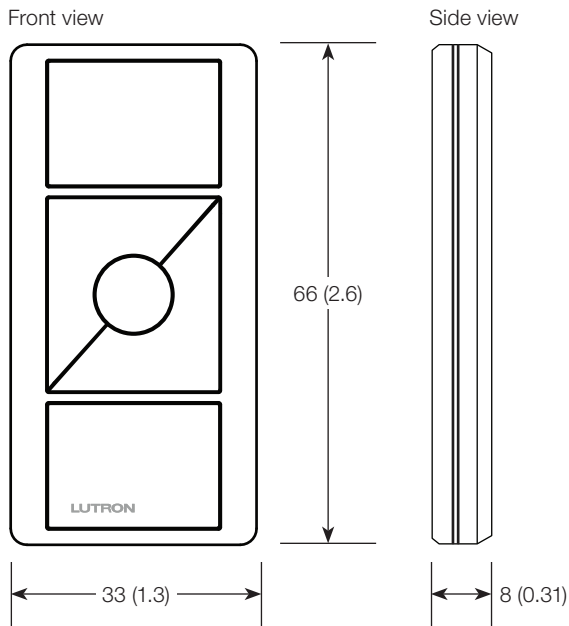
- 1 Year Limited Warranty
For additional Warranty information, visit www.lutron.com/TechnicalDocumentLibrary/369-119_Wallbox_Warranty.pdf

* Model numbers starting with “PP-” have a range of 7 m (23 ft).

| | |
|--------------------|-----------------------|
| Job Name: | Model Numbers: |
| Job Number: | |

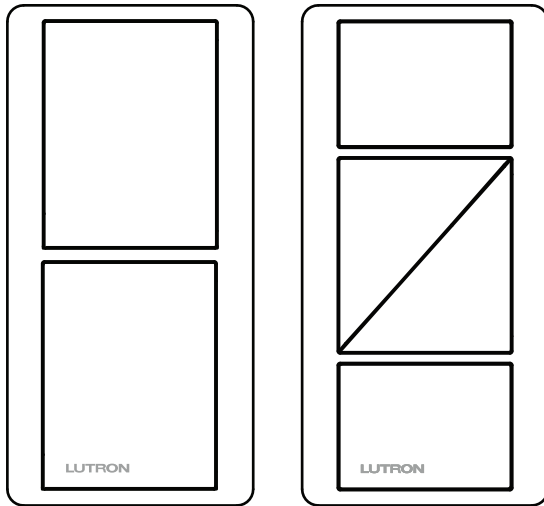
Pico Wireless Control Dimensions

Measurements shown as: mm (in)



| | |
|------------------------------|----------------|
| Job Name: Job Number: | Model Numbers: |
|------------------------------|----------------|

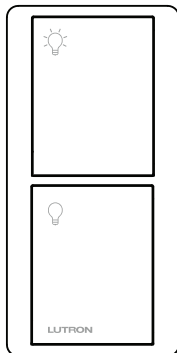
Operation



2 Button Controls (2B)

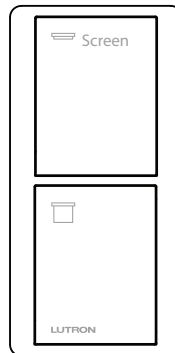
Lights Models: **L01, L02** (PP model only)

Screens Model: **S08**



ON Button
Lights go to full intensity.

OFF Button
Lights go to off.

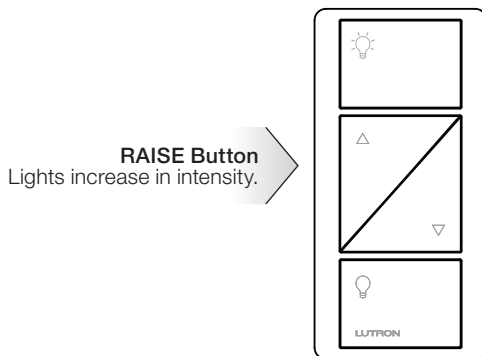


OPEN Button
Screens go to open limit.

CLOSE Button
Screens go to close limit.

2 Button Controls with Raise/Lower (2BRL)

Lights Model: **L01**



RAISE Button
Lights increase in intensity.

ON Button
Lights brighten to full intensity.

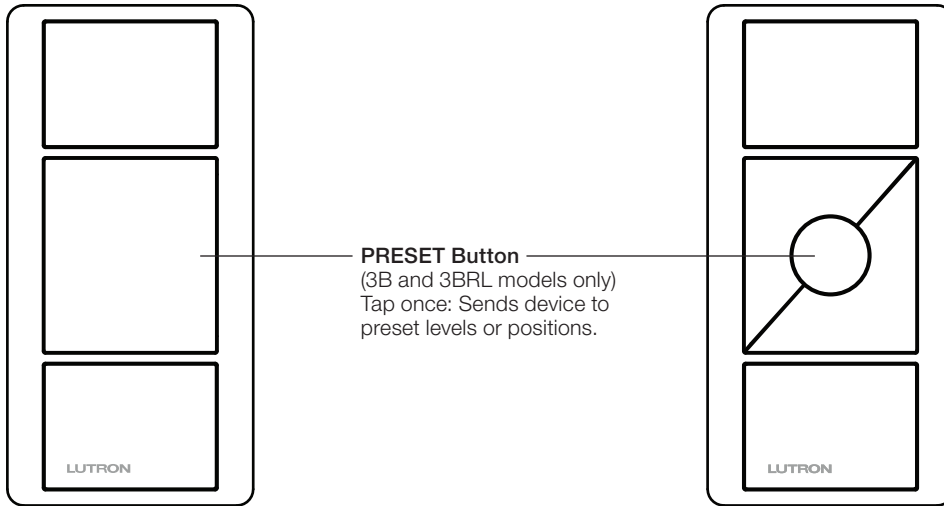
LOWER Button
Lights decrease in intensity.

OFF Button
Lights dim to off.

(continued on next page...)

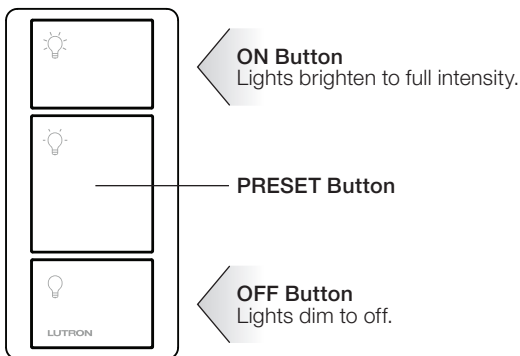
| | |
|--------------------|-----------------------|
| Job Name: | Model Numbers: |
| Job Number: | |

Operation (continued)



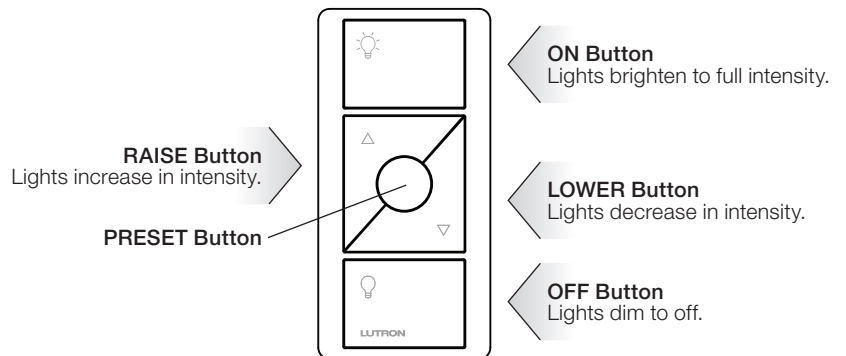
3 Button Controls (3B)

Lights Model: **L01, L02** (PP model only)

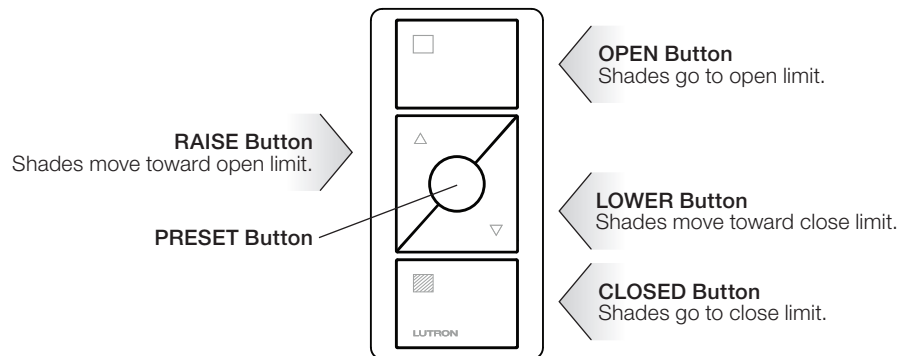


3 Button Controls with Raise/Lower (3BRL)

Lights Models: **L01, L02** (PP model only)



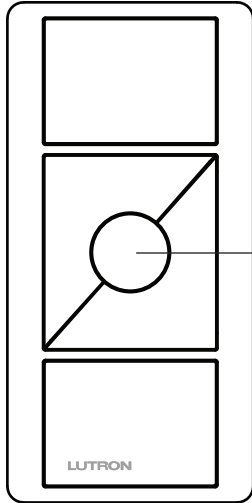
Shades Models: **S01, S02, S03, S04, S06, S07**



(continued on next page...)

| | |
|--------------------|-----------------------|
| Job Name: | Model Numbers: |
| Job Number: | |

Operation (continued)

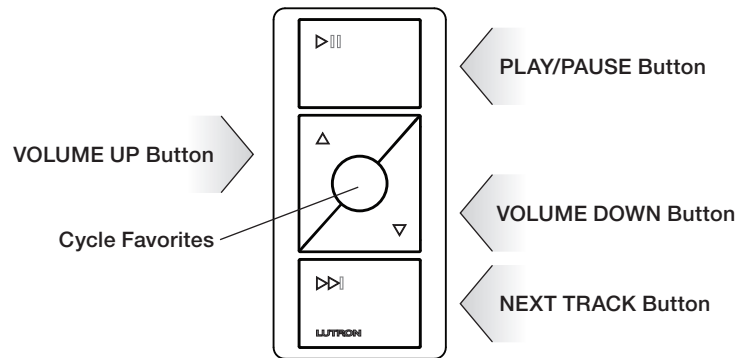
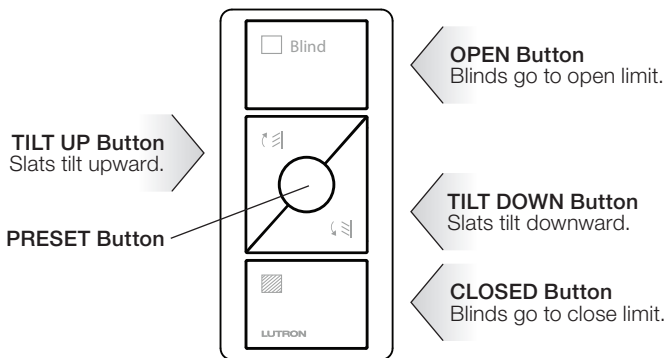


PRESET Button
 (3B and 3BRL models only)
 Tap once: Sends device to preset levels or positions.

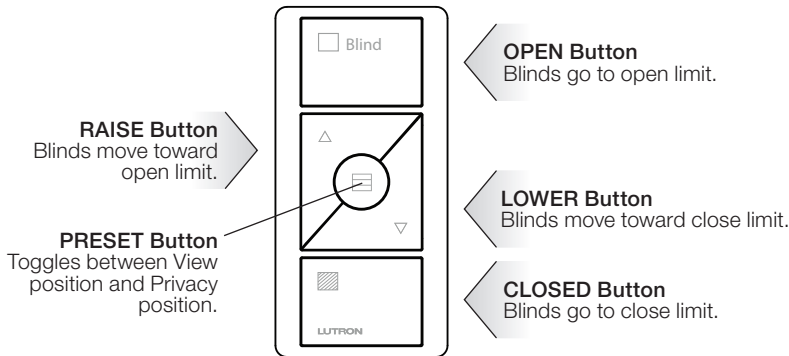
3 Button Controls with Raise/Lower (3BRL)

Venetian Blinds/Wood Blinds Model: **S05**

Audio Model: **A01 (not available as a PP model)**



Horizontal Sheer Blinds Model: **S09**



| | |
|--------------------|-----------------------|
| Job Name: | Model Numbers: |
| Job Number: | |

Pico Wireless Control Model Number

For order quantities of 96 pieces or greater of the same model number, bulk packaging may be available. Mounting hardware is not available with bulk packaging. Contact your local Lutron sales office.

PX – XXXX – X XX – XXX

Frequency/Channel Codes*

| Code | Frequency Range | Geographic Region |
|------|-------------------|-------------------|
| K | 868.0 – 869.8 MHz | Europe, U.A.E. |
| M | 868.0 – 868.5 MHz | China, Singapore |
| N | 865.5 – 866.5 MHz | India |
| P | 312.0 – 315.0 MHz | Japan |
| Q | 433.0 – 434.7 MHz | Hong Kong, Macau |

Button Marking Codes
(next page)

* For questions about frequency/channel code compatibility, contact your local Lutron sales office or visit us at www.lutron.com

Button Configuration Codes

| Code | Button Configuration |
|------|---------------------------|
| 2B | 2 Button |
| 2BRL | 2 Button with Raise/Lower |
| 3B | 3 Button |
| 3BRL | 3 Button with Raise/Lower |

Finish Codes

| Finish | Code |
|---------|------|
| Gloss | G** |
| Texture | T† |
| Matte | M‡ |

** Standard for PP- model only
 † Standard for non-PP- models
 ‡ Finish no longer available and has been replaced by "T"

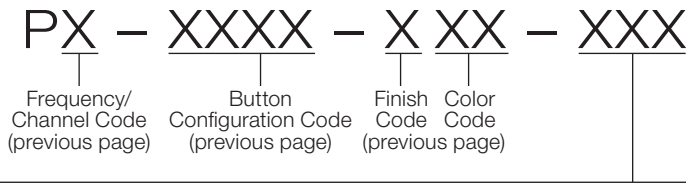
Color Codes

| Color | Code | |
|-------|-------|-------|
| | Gloss | Matte |
| White | WH | AW |
| Black | BL | BL |

(continued on next page...)

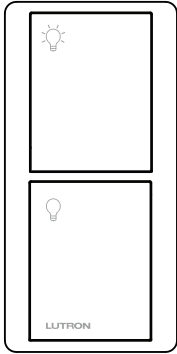
| | |
|--------------------|-----------------------|
| Job Name: | Model Numbers: |
| Job Number: | |

Pico Wireless Control Model Number (continued)

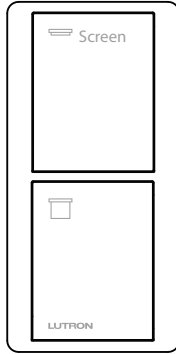


Button Marking Codes

2 Button

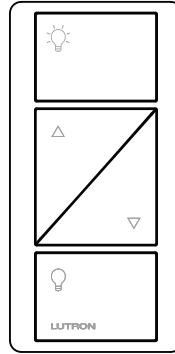


L01, L02*: Lights
(icons only)



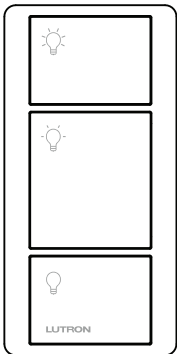
S08: Screens
(icons + text)

2 Button with Raise/Lower



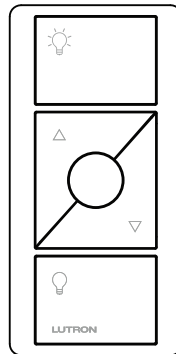
L01, L02*: Lights
(icons only)

3 Button

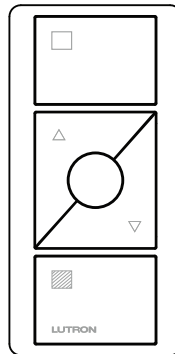


L01, L02*: Lights
(icons only)

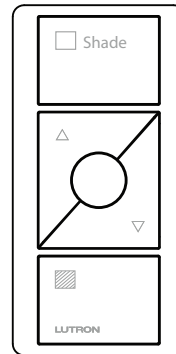
3 Button with Raise/Lower



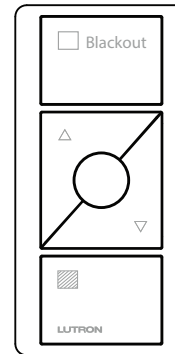
L01, L02*: Lights
(icons only)



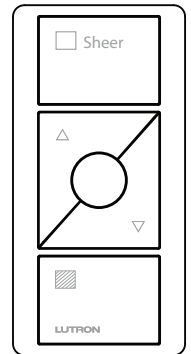
S01: Shades
(icons only)



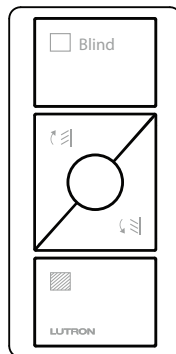
S02: Shades
(icons + text)



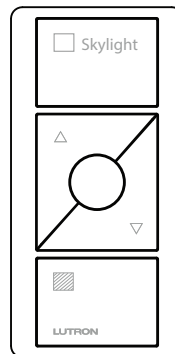
S03: Blackouts
(icons + text)



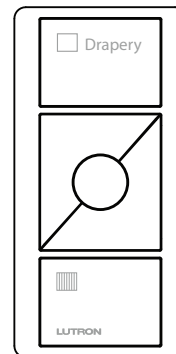
S04: Sheers
(icons + text)



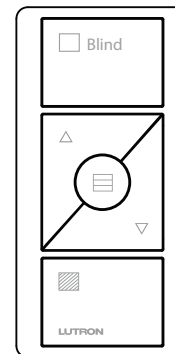
S05: Blinds
(icons + text)



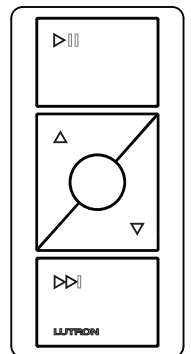
S06: Skylights
(icons + text)



S07: Draperies
(icons + text)



S09: Horizontal
Sheer Blinds
(icons + text)



A01¹: Audio
(icons + text)

* PP model only
1 Not available as a PP model

| | |
|--------------------|-----------------------|
| Job Name: | Model Numbers: |
| Job Number: | |

Pico Pedestal Model Number

Pedestals sold separately.

L – PEDX – XX

Capacity Codes

| Capacity | Code |
|----------|------|
| Single | 1 |
| Double | 2 |

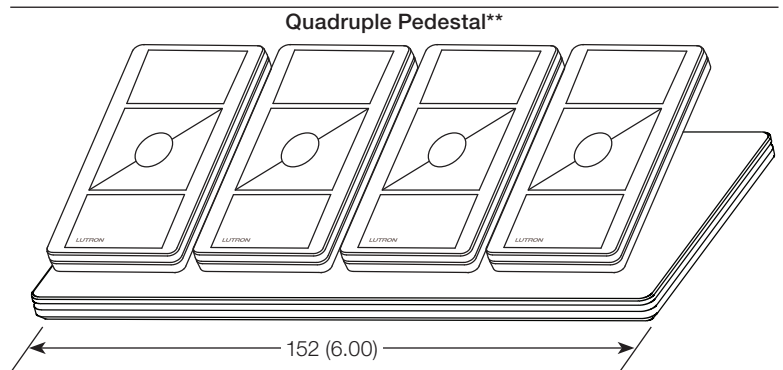
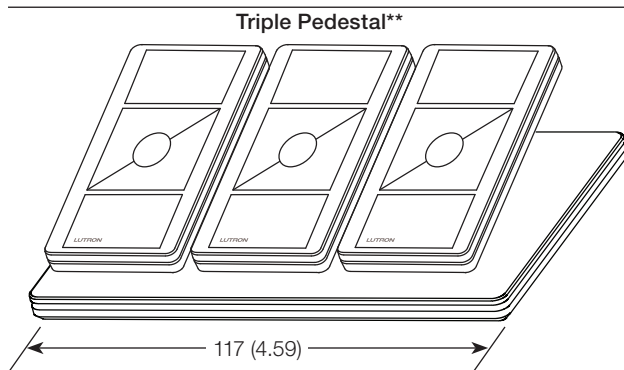
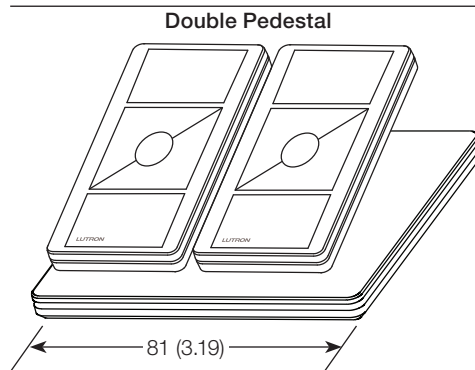
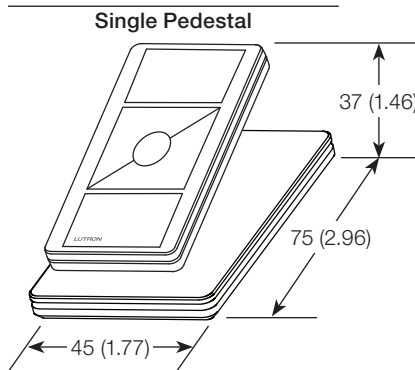
Color Codes

| Color* | Code |
|--------|------|
| White | WH |
| Black | BL |

* Available in gloss finish only.

Pico Pedestal Dimensions

Measurements shown as: mm (in)



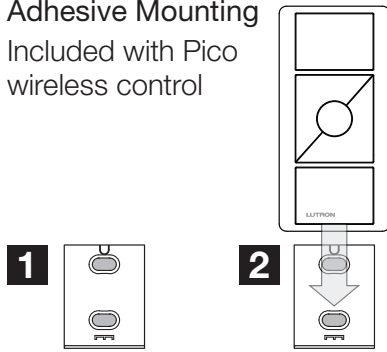
** For Triple and Quadruple Pedestals, contact your local Lutron® sales office or visit us at www.lutron.com

| | |
|--------------------|-----------------------|
| Job Name: | Model Numbers: |
| Job Number: | |

Mounting Options

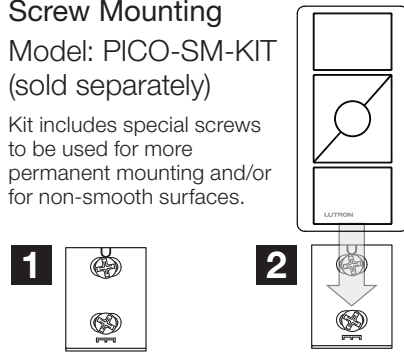
Standalone Mounting

Adhesive Mounting
Included with Pico wireless control



Screw Mounting
Model: PICO-SM-KIT (sold separately)

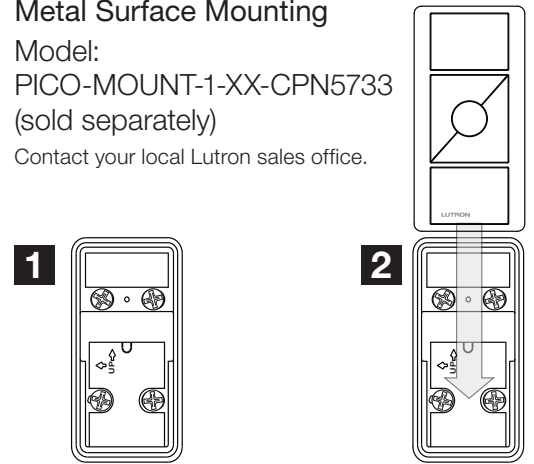
Kit includes special screws to be used for more permanent mounting and/or for non-smooth surfaces.



Metal Surface Mounting

Model: PICO-MOUNT-1-XX-CPN5733 (sold separately)

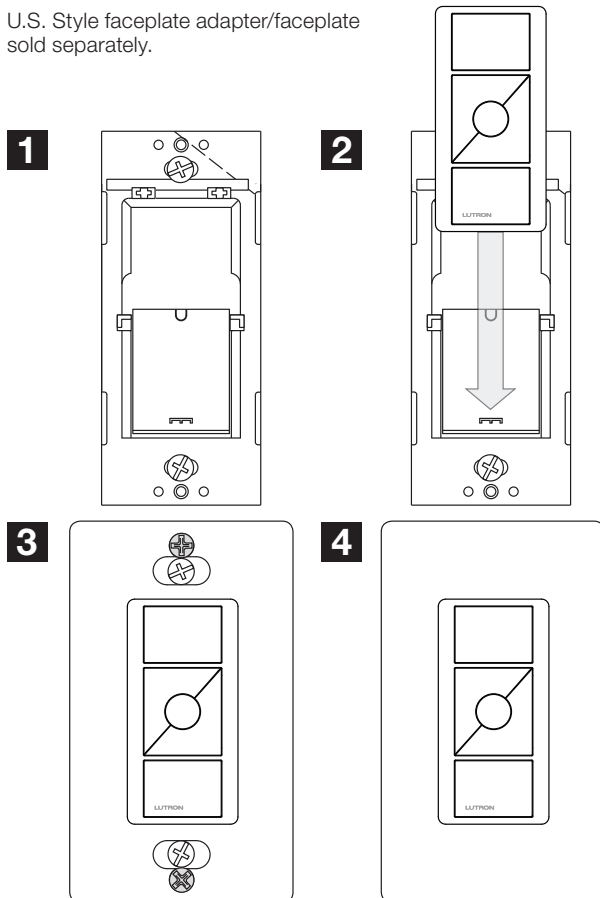
Contact your local Lutron sales office.



Wallbox Mounting

Wallbox Adapter for Rectangular Wallbox
Model: PICO-WBX-ADAPT (sold separately)

U.S. Style faceplate adapter/faceplate sold separately.

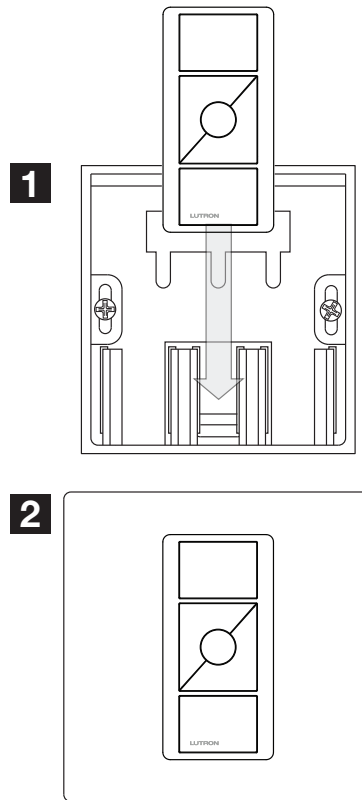


Wallbox Mounting or Surface Mounting

Square Faceplate Kits (Europe/Asia/India)*

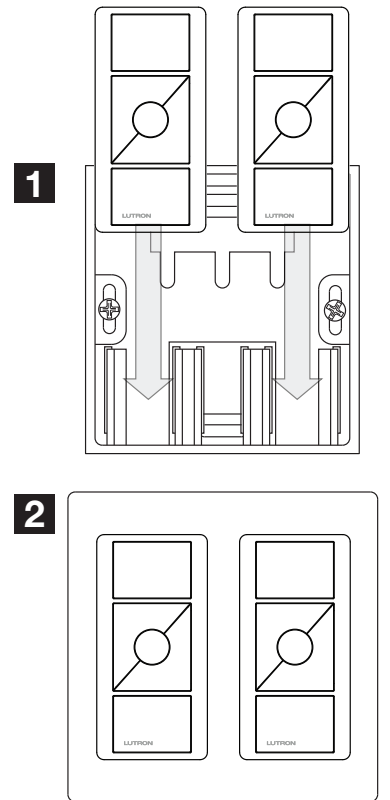
Model: LPFP-S1-XX (sold separately)

Faceplate adapter/faceplate included.




Model: LPFP-S2-XX (sold separately)

Faceplate adapter/faceplate included.



* For square or round wallboxes

| | |
|-------------|----------------|
| Job Name: | Model Numbers: |
| Job Number: | |

 Lutron, Lutron, Pico, Maestro Wireless, PowPak, Sivoia, Quantum, GRAFIK Eye, RadioRA, HomeWorks, Rania, and Serena are trademarks of Lutron Electronics Co., Inc. registered in the U.S. and other countries.
myRoom and Energi Savr Node are trademarks of Lutron Electronics Co., Inc.

 **LUTRON** SPECIFICATION SUBMITTAL

Page

| | |
|--|------------------------------|
| <p>Job Name:</p> <p>Job Number:</p> | <p>Model Numbers:</p> |
|--|------------------------------|